

WS Panels


WS Panels are one of the most versatile and cost effective modular systems available. Most commonly used in CDE, Terex and other wash plants and achieve excellent results.

It can be used in many applications such as: Sand and Gravel, Granite, Silica Sand, Limestone and Coal.



WS Panels consist of steel that is reinforced and molded in polyurethane or rubber.

When fitting the panels they are to be parallel to the flow of the materials, it is common to stagger each row to prevent build up of fines along joins of screens.

When staggering the panels is not possible then the flow of material can be diverted by deflectors that are molded onto the sides of panels.



WS Locking Strip and panel



Brisbane

Unit 2/75 Metroplex Place
Wacol QLD 4076
(07) 3713 7744

aeg-group.au

Melbourne

33 Castro Way
Derrimut VIC 3026
(03) 9363 1577